


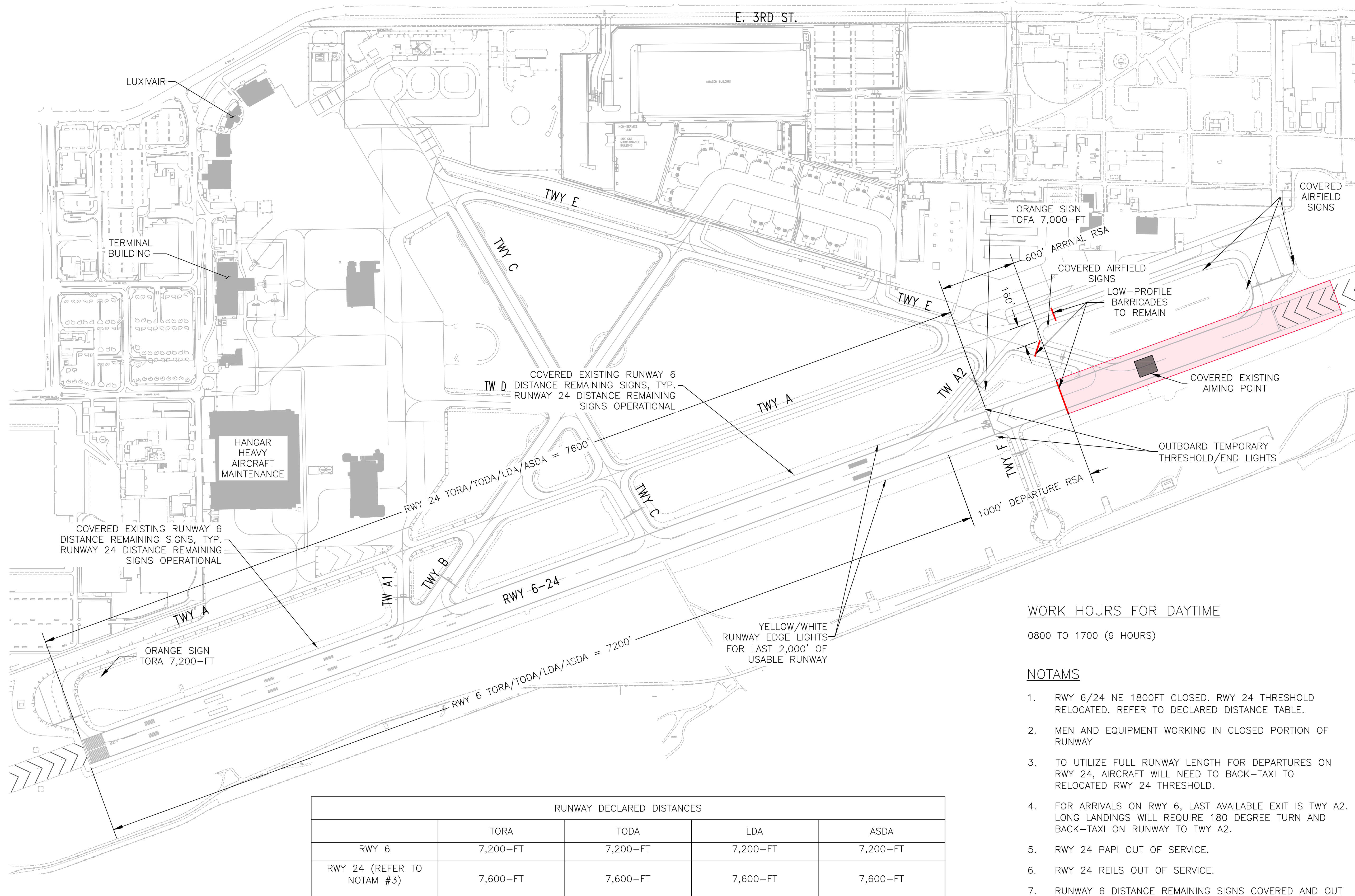


**GENERAL NOTES**

1. DUE TO JET BLAST, THE CONTRACTOR SHALL VACATE THE WESTERLY 1,000-FT OF THE WORK AREA DURING RWY 24 DEPARTURES OF ADG III OR LARGER AIRCRAFT.
2. CONTRACTOR SHALL REMOVE ALL FOD FROM THE RUNWAY AFTER EACH SHIFT.
3. VEHICLE AND EQUIPMENT HEIGHT RESTRICTED TO 10' TALL MAX.

**LEGEND**

-  RUNWAY CLOSURE LIGHTED "X"
-  DAYTIME RUNWAY WORK AREA
-  LOW-PROFILE BARRICADES



**WORK HOURS FOR DAYTIME**

0800 TO 1700 (9 HOURS)

**NOTAMS**

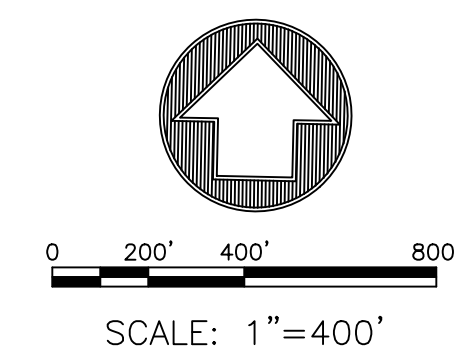
1. RWY 6/24 NE 1800FT CLOSED. RWY 24 THRESHOLD RELOCATED. REFER TO DECLARED DISTANCE TABLE.
2. MEN AND EQUIPMENT WORKING IN CLOSED PORTION OF RUNWAY
3. TO UTILIZE FULL RUNWAY LENGTH FOR DEPARTURES ON RWY 24, AIRCRAFT WILL NEED TO BACK-TAXI TO RELOCATED RWY 24 THRESHOLD.
4. FOR ARRIVALS ON RWY 6, LAST AVAILABLE EXIT IS TWY A2. LONG LANDINGS WILL REQUIRE 180 DEGREE TURN AND BACK-TAXI ON RUNWAY TO TWY A2.
5. RWY 24 PAPI OUT OF SERVICE.
6. RWY 24 REILS OUT OF SERVICE.
7. RUNWAY 6 DISTANCE REMAINING SIGNS COVERED AND OUT OF SERVICE. (RUNWAY 24 DISTANCE REMAINING SIGNS OPERATIONAL)
8. TWY A CLOSED BETWEEN TWY E AND RWY 24.

**NON-STANDARD CONDITIONS AND NOTES**

1. RUNWAY CENTERLINE MARKINGS ARE NON-STANDARD AT TEMPORARY RELOCATED RWY 24 THRESHOLD
2. TEMPORARY BLAST PAD MARKINGS ARE NON-STANDARD WITH REDUCED LENGTH OF 200' AND REDUCED WIDTH OF 190'
3. EXISTING BLAST PAD MARKINGS TO REMAIN

RUNWAY DECLARED DISTANCES				
	TORA	TODA	LDA	ASDA
RWY 6	7,200-FT	7,200-FT	7,200-FT	7,200-FT
RWY 24 (REFER TO NOTAM #3)	7,600-FT	7,600-FT	7,600-FT	7,600-FT

NOTE: RWY 24 DEPARTURES FROM TWY A2 - TORA/TODA/LDA/ASDA = 7,000-FT



MARK	REVISIONS	BY	APPR.	DATE

PREPARED BY  
  
 AECOM  
 999 TOWN & COUNTRY ROAD  
 ORANGE, CALIFORNIA 92668  
 T: 714.567.2400  
 F: 714.567.2729  
 www.aecom.com



SAN BERNARDINO INTERNATIONAL AIRPORT AUTHORITY  
 APPROVED BY: \_\_\_\_\_ DATE \_\_\_\_\_  
 APPROVED BY: \_\_\_\_\_ DATE \_\_\_\_\_

SAN BERNARDINO INTERNATIONAL AIRPORT  
**RUNWAY 24  
 RELOCATED THRESHOLD  
 DAY 2**

DATE	9/27/2022
DRAWING NUMBER	C-114
SHEET NUMBER	

DWG Name: L:\DCS\Projects\TRM\60331156\_SBI\A\_P\mt & Joint Repair\900-Work\910-CAD\Twy Shoulders\Sheets\General\ EXH-01\_DAY\_2.dwg  
 User: Huythj